

2012 Report

Fatal and non fatal injuries in Cyprus

Statistics Summary 2006-2011

ABOUT THIS REPORT

This third edition of “Injuries in Cyprus”, is based on data from 2006-2011. It is an up-to-date summary of the main results of current injury statistics in Cyprus. Data for injuries are based on the injuries recorded at the Accidents and Emergency Departments (of Nicosia General Hospital (87,4% of all accidents) and Ammochostos General Hospital (12,6% of all accidents)). Data for fatal injuries (2004-2010) are based on death certificates, collected and coded by the Health Monitoring Unit.

The report focuses on the following injury hotspots: children, adolescents, older people, vulnerable road users, sports injuries, product and services related accidents, interpersonal violence and suicide and self-harm.

Data for the above injury hotspots are based on The Cyprus Injury Database and on the Death Register of the Health Monitoring Unit of the Ministry of Health.

Contents

Hotspot Children.....	1
Hotspot Adolescents.....	3
Hotspot Older People	4
Hotspot Vulnerable Road Users	6
Hotspot Product and Services Related Accidents.....	8
Hotspot Sports Injuries.....	9
Hotspot Interpersonal Violence	10
Hotspot Suicide and Self-Harm.....	12

Hotspot Children

Leading causes of death of fatal injuries in children up to 14 years, Cyprus (2004-2010)

Rank order	Cause of death in children 1-14 years	Deaths	% of all causes of death
1	External causes of morbidity and mortality (V01-Y89)	53	35%
2	Malignant neoplasms (C00-C97)	26	17%
3	Diseases of the nervous system and the sense organs (G00-H95)	11	7%
4	Congenital malformations, deformations and chromosomal abnormalities (Q00-Q99)	10	7%
5	Diseases of the respiratory system (J00-J99)	1	1%
All causes of death 1-14 years		153	100%

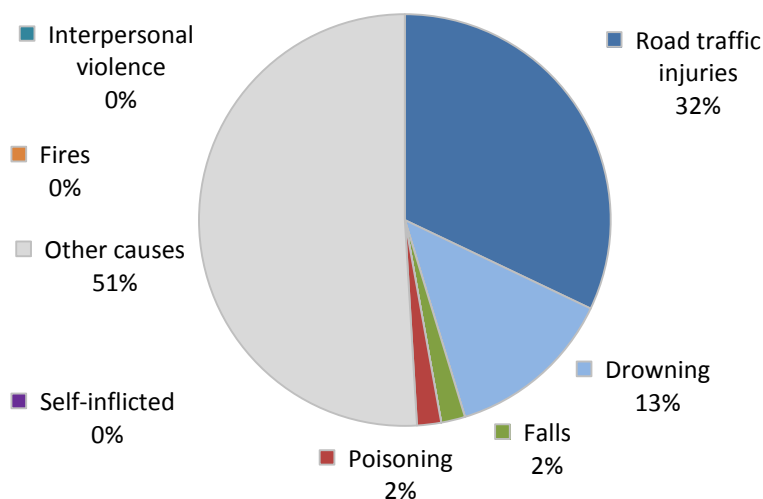
Source: Causes of Death register, Health Monitoring Unit, 2004-2010

Causes of fatal injuries in children up to 14 years, Cyprus (2004-2010)

Fatal injuries	ICD-10	Number	%
Road traffic injuries	(V01-V89, V99, Y850)	17	32%
Drowning	(W65-W74)	7	13%
Interpersonal violence	(X85-Y09,X871)	0	0%
Falls	(W00-W19)	1	2%
Self-inflicted	(X60-X84,Y870)	0	0%
Fires	(X00-X09)	0	0%
Poisoning	(X40-X49)	1	2%
Other causes	(V90-V98, W20-W64, W75-W99, X10-X39, X50-X59, Y40-Y86, Y88, Y89, Y36, Y35)	27	51%
All injuries	V01-Y89	53	100%

Source: Causes of Death register, Health Monitoring Unit, 2004-2010

Figure 2: Causes of fatal injuries up to 14 years, Cyprus (2004-2010)

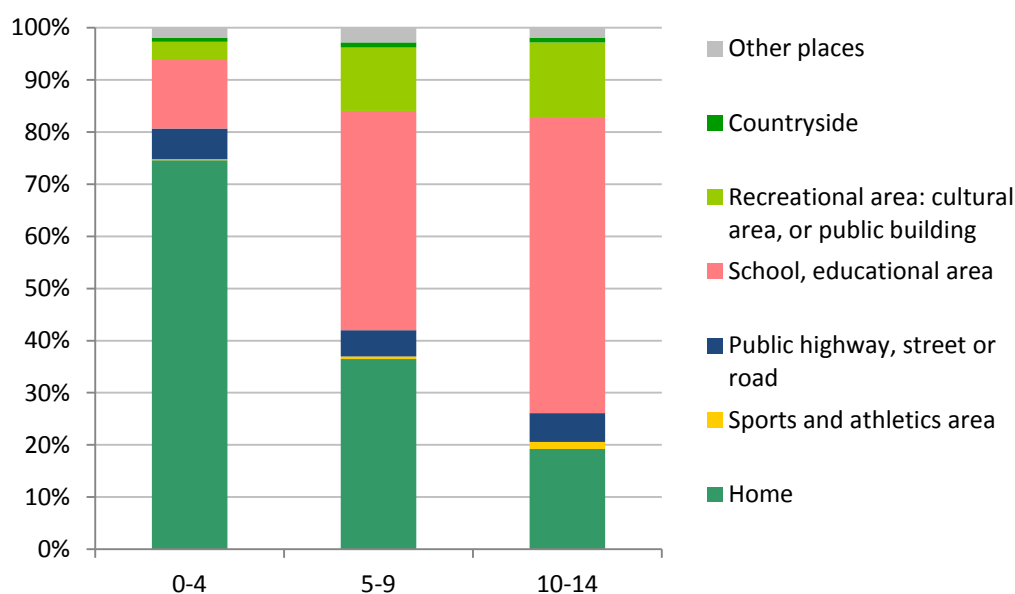


Places of occurrence of non-fatal child injuries, Cyprus (2006-2011)

Child Injuries	0-4	5-9	10-14	Total number (all ages)	%
Home	17%	11%	9%	1022	37%
Sports and athletics area	0%	0%	1%	23	1%
Public highway, street or road	1%	1%	3%	152	5%
School, educational area	3%	12%	27%	1185	43%
Recreational area: cultural area, or public building	1%	4%	7%	316	11%
Countryside	0%	0%	0%	25	1%
Other places	0%	1%	1%	61	2%
Total	22%	29%	48%	2784	100%

Source: Injury Database, Accidents and Emergency Department (Nicosia General Hospital and Ammochostos General Hospital), HMU, 2006-2011

Figure 3: Places of occurrence of non-fatal child injuries, Cyprus (2006-2011)



Main mechanisms of home injuries in children under 5 years, Cyprus (2006-2011)

Mechanism	%
Falling, stumbling, jumping, pushed	66%
Crushing	10%
Contact with foreign body	8%
Contact with object or animal	5%
Heating	4%
Scratching, cutting, tearing, severing	4%
Biting, stinging, invenomating	2%

Source: Injury Database, Accidents and Emergency Department (Nicosia General Hospital and Ammochostos General Hospital), HMU, 2006-2011

Hotspot Adolescents

Leading causes of death in adolescents between 15-24 years, Cyprus (2004-2010)

Rank order	Causes of death	ICD-10	Number of deaths	% of all causes of death
1	External causes of morbidity and mortality	V01-Y89	305	69%
2	Symptoms, signs and abnormal clinical and laboratory findings, not elsewhere classified	R00-R99	39	9%
3	Malignant neoplasms	C00-C97	30	7%
4	Diseases of the circulatory system	I00-I99	22	5%
5	Diseases of the nervous system and the sense organs	G00-H95	21	5%
All causes of death 15-24 years			443	100%

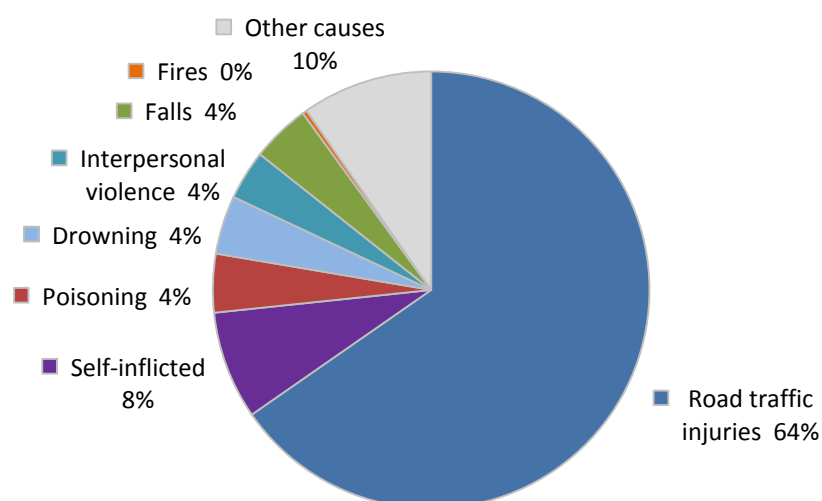
Source: Causes of Death register, Health Monitoring Unit, 2004-2010

Fatal injuries in adolescents between 15-24 years, Cyprus (2004-2010)

Fatal injuries	ICD-10	Number of deaths	%
Road traffic injuries	(V01-V89, V99, Y850)	196	64%
Self-inflicted	(X60-X84, Y870)	24	8%
Poisoning	(X40-X49)	13	4%
Drowning	(W65-W74)	13	4%
Interpersonal violence	(X85-Y09, X871)	11	4%
Falls	(W00-W19)	13	4%
Fires	(X00-X09)	1	0%
Other causes	(V90-V98, W20-W64, W75-W99, X10-X39, X50-X59, Y40-Y86, Y88, Y89, Y36, Y35)	29	10%
All injuries 15-24 years (external causes of morbidity and mortality)	V01-Y98	305	100%

Source: Causes of Death register, Health Monitoring Unit, 2004-2010

Figure 4: Leading causes of death and causes of fatal injuries in adolescents between 15-24 years, Cyprus (2004-2010)



Hotspot Older People

Fatal injuries amongst older people (60+) by causes of death and sex, Cyprus (2004-2010)

Fatal injuries	ICD-10	Per 1000 inhabitants		Number of deaths (total)	Total %
		Male	Female		
Road traffic injuries	(V01-V89, V99, Y850)	2,234	0,632	185	18%
Falls	(W00-W19)	0,868	0,440	86	9%
Drowning	(W65-W74)	0,932	0,385	86	9%
Self-inflicted	(X60-X84, Y870)	0,322	0,096	27	3%
Fires	(X00-X09)	0,096	0,096	13	1%
Poisoning	(X40-X49)	0,064	0,027	6	1%
Interpersonal violence	(X05-Y09, X871)	0,129	0,041	11	1%
Other causes	(V90-V98, W20-W64, W75-W99, X10-X39, X50-X59, Y40-Y86, Y88, Y89, Y36, Y35)	3,987	4,508	576	57%
All injuries	V01-Y98	8,745	6,295	1002	100%

Source: Causes of Death register, Health Monitoring Unit, 2004-2010

Figure 6: Fatal injuries amongst older people (60+) by causes of death, Cyprus (2004-2010)

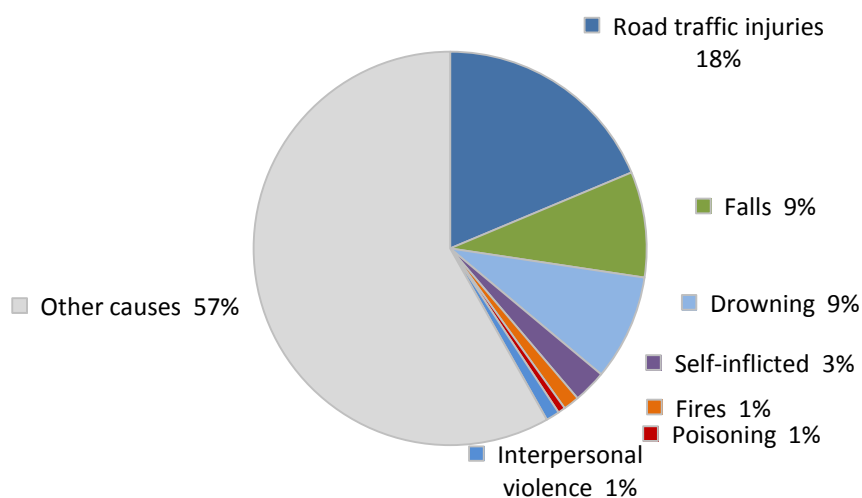
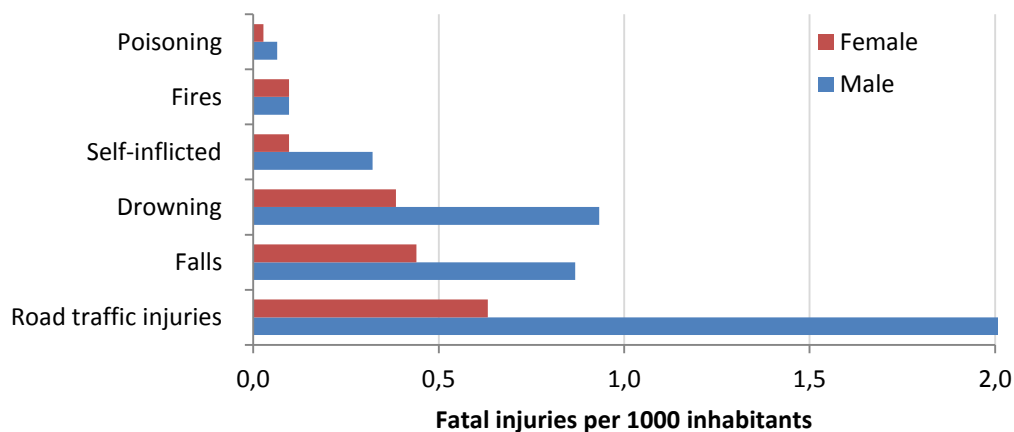


Figure 6: Fatal injuries amongst older people (60+) by causes of death and sex, Cyprus (2004-2010)

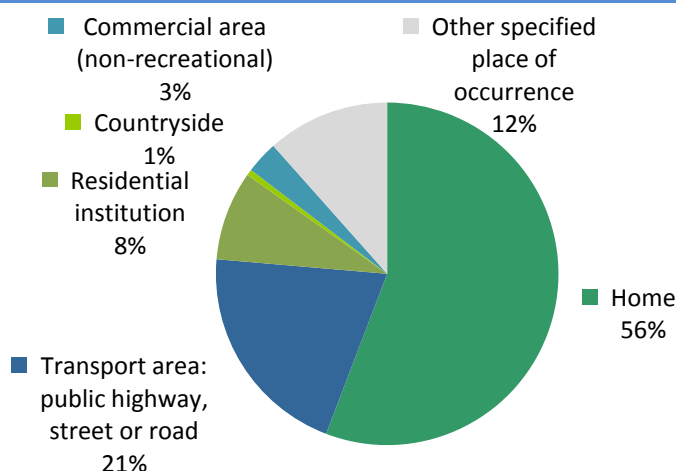


Places of occurrence of injuries amongst older people (60+), Cyprus (2006-2011)

Places	Number of injuries	%
Home	1461	55,8%
Transport area: public highway, street or road	537	20,5%
Residential institution	221	8,4%
Countryside	15	0,6%
Commercial area (non-recreational)	80	3,1%
Other specified place of occurrence	303	11,6%
Total	2617	100%

Source: Injury Database, Accidents and Emergency Department (Nicosia General Hospital and Ammochostos General Hospital), HMU, 2006-2011

Figure 7: Places of occurrence of injuries amongst older people (60+), Cyprus (2006-2011)



The share of women (60+) in injuries by typical activities leading to home injuries, Cyprus (2006-2011)

Typical activities	%
Maintenance of own home or garden	55%
General walking around	52%
Personal hygiene	46%
Sleeping, resting	42%
Other specified activity	41%
Other specified unpaid work	36%
Being taken care of by a person, not specified as a health care professional or non health care person	33%
Other specified vital activity	32%
Travelling not elsewhere classified	26%
Unspecified activity	26%
Cooking, cleaning	22%
Taking meals (eating/drinking)	11%
Leisure	8%
Other specified paid work	8%

Source: Injury Database, Accidents and Emergency Department (Nicosia General Hospital and Ammochostos General Hospital), HMU, 2006-2011

32%
 Percentage of all injury related hospital days "consumed" by older people (from 60 years onwards); for women this share is even 52%.

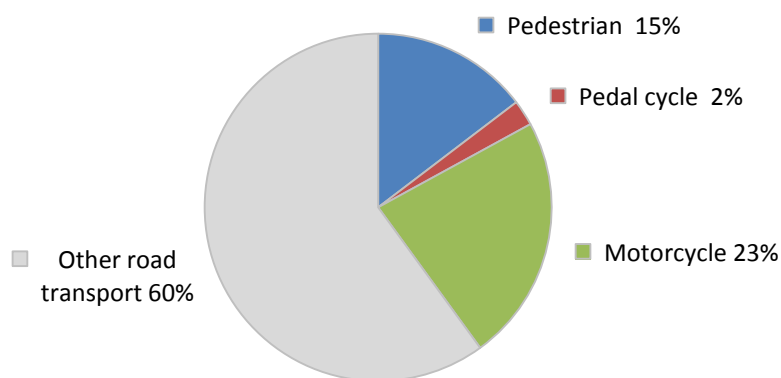
Hotspot Vulnerable Road Users

Road fatalities by type of road user, Cyprus (2004-2010)

Type of road user	Number of deaths	%
Pedestrian	104	15%
Pedal cycle	17	2%
Motorcycle	163	23%
Other road transport	426	60%
Total number of road fatalities	710	100%

Source: Causes of Death register, Health Monitoring Unit, 2004-2010

Figure 8: Road fatalities by type of road user, Cyprus (2004-2010)

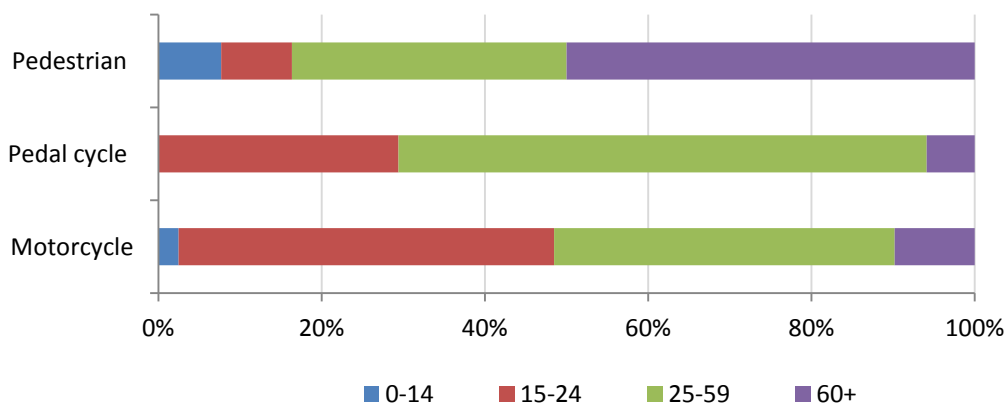


Road fatalities by type of road user by age group, Cyprus (2004-2010)

Type of road user	ICD-10	Age groups				All ages
		0-14	15-24	25-59	60+	
Motorcycle	V20-V29	2%	46%	42%	10%	163
Pedal cycle	V10-V19	0%	29%	65%	6%	17
Pedestrian	V01-V09	8%	9%	34%	50%	104
Other road transport	V30-V89, Y85	2%	25%	46%	27%	426
Total number of deaths in each age group		19	196	310	185	710

Source: Causes of Death register, Health Monitoring Unit, 2004-2010

Figure 8: Road fatalities by type of road user by age group, Cyprus (2004-2010)

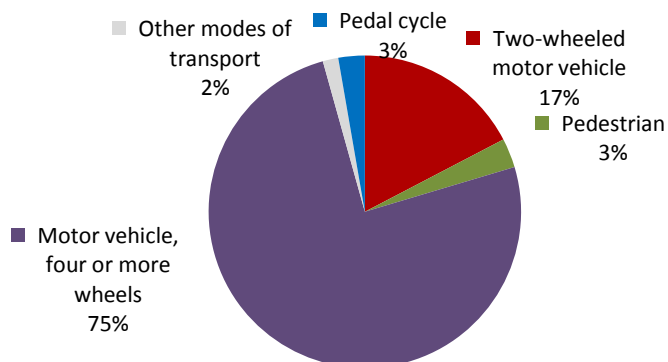


Road injuries by type of road user, Cyprus (2006-2011)

Type of road user	Number of injuries	%
Two-wheeled motor vehicle	400	17%
Pedestrian	70	3%
Motor vehicle, four or more wheels	1736	75%
Other modes of transport	37	2%
Pedal cycle	63	3%
Total	2306	100%

Source: Injury Database, Accidents and Emergency Department (Nicosia General Hospital and Ammochostos General Hospital), HMU, 2006-2011

Figure 9: Non-fatal road injuries by type of road user, Cyprus (2006-2011)

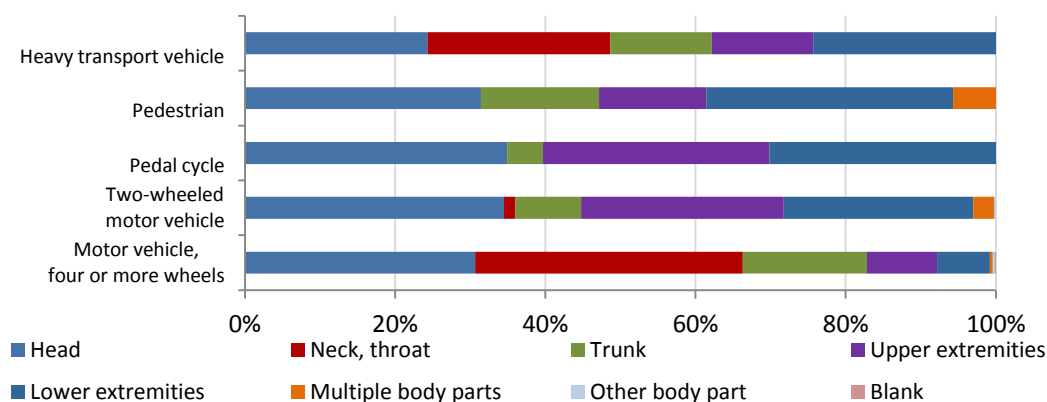


Non-fatal road injuries by type of road user and body part injured, Cyprus (2006-2011)

Body Part Injured	Motor vehicle, four or more wheels	Two-wheeled motor vehicle	Pedal cycle	Pedestrian	Heavy transport vehicle	Number of injuries	%
Head	23%	6%	1%	1%	0%	723	31%
Neck, throat	27%	0%	0%	0%	0%	634	27%
Trunk	12%	2%	0%	0%	0%	341	15%
Upper extremities	7%	5%	1%	0%	0%	304	13%
Lower extremities	5%	4%	1%	1%	0%	274	12%
Multiple body parts	0%	0%	0%	0%	0%	22	1%
Other body part	0%	0%	0%	0%	0%	7	0%
Blank	0%	0%	0%	0%	0%	1	0%
Total	75%	17%	3%	3%	2%	2306	100%

Source: Injury Database, Accidents and Emergency Department (Nicosia General Hospital and Ammochostos General Hospital), HMU, 2006-2011

Figure 9: Non-fatal road injuries by type of road user and body part injured, Cyprus (2006-2011)



9%
Percentage of head injuries among pedal cyclists admitted to hospital after a traffic accident

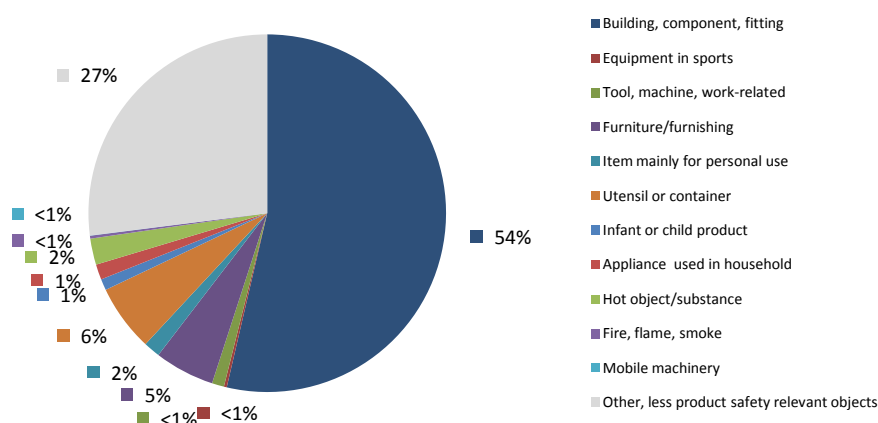
Hotspot Product and Services Related Accidents

Product related home and leisure injuries, Cyprus (2006-2011)

Product	Number of injuries	%
Building, component, fitting	4753	54%
Equipment in sports	23	0%
Tool, machine, work-related	97	1%
Furniture/furnishing	481	5%
Item mainly for personal use	133	2%
Utensil or container	534	6%
Infant or child product	90	1%
Appliance used in household	123	1%
Hot object/substance	210	2%
Fire, flame, smoke	23	0%
Mobile machinery	2	0%
Other, less product safety relevant objects	2392	27%
Total	8861	100%

Source: Injury Database, Accidents and Emergency Department (Nicosia General Hospital and Ammochostos General Hospital), HMU, 2006-2011

Figure 11: Product related home and leisure injuries, Cyprus (2006-2011)

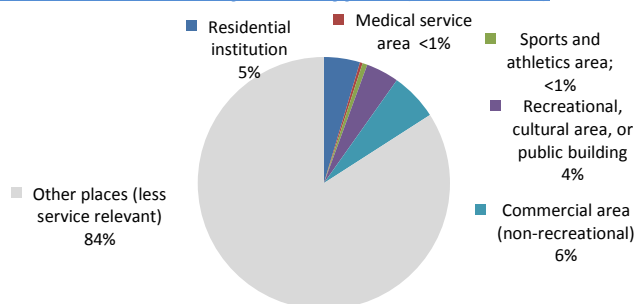


Service related home and leisure injuries, Cyprus (2006-2011)

Service	Number of injuries	%
Residential institution	410	5%
Medical service area	31	0%
Sports and athletics area	55	1%
Recreational, cultural area, or public building	374	4%
Commercial area (non-recreational)	540	6%
Other places (less service relevant)	7451	84%
Total	8861	100%

Source: Injury Database, Accidents and Emergency Department (Nicosia General Hospital and Ammochostos General Hospital), HMU, 2006-2011

Figure 11: Service related home and leisure injuries, Cyprus (2006-2011)



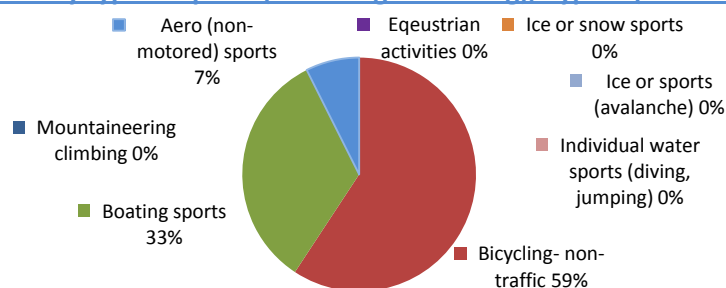
Hotspot Sports Injuries

Fatal sports injuries by type of sports (excluding swimming), Cyprus (2004-2010)

Type of sport	ICD-10	Number of deaths	%
Bicycling- non-traffic	V100-V189	16	59,3%
Boating sports	V904-V909, V914-V919, V924-V929, V934-V938, V944-V949	9	33,3%
Aero (non-motored) sports	V951, V960-V969, V972	2	7,4%
Mountaineering climbing	W158-W159	0	0%
Equestrian activities	V800	0	0%
Ice or snow sports	W020-W029	0	0%
Ice or sports (avalanche)	X368-X369	0	0%
Individual water sports (diving, jumping)	W168-W169	0	0%
Total number of fatal injuries sports		27	100%

Source: Causes of Death register, Health Monitoring Unit, 2004-2010

Figure 12: Fatal sports injuries by type of sports (excluding swimming), Cyprus (2004-2010)

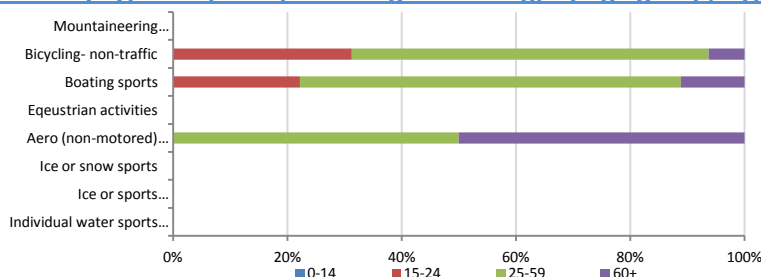


Fatal sports injuries by type of sports (excluding swimming) by age group, Cyprus (2004-2010)

Type of sport	ICD-10	0-14	15-24	25-59	60+	All ages
Individual water sports (diving, jumping)	W168-W169	0%	0%	0%	0%	0
Ice or sports (avalanche)	X368-X369	0%	0%	0%	0%	0
Ice or snow sports	W020-W029	0%	0%	0%	0%	0
Aero (non-motored) sports	V951, V960-V969, V972	0%	0%	50%	50%	2
Equestrian activities	V800	0%	0%	0%	0%	0
Boating sports	V904-V909, V914-V919, V924-V929, V934-V938, V944-V949)	0%	22%	67%	11%	9
Bicycling- non-traffic	V100-V189	0%	31%	63%	6%	16
Mountaineering climbing	W158-W159	0%	0%	0%	0%	0
Total number of fatal injuries in each age group		0	7	17	3	27

Source: Causes of Death register, Health Monitoring Unit, 2004-2010

Figure 12: Fatal sports injuries by type of sports (excluding swimming) by age group, Cyprus (2004-2010)



Hotspot Interpersonal Violence

Fatalities through interpersonal violence by means of assault, Cyprus (2004-2010)

Means of assault	Number of deaths	%
Blunt object	2	3%
Bodily force	5	6%
Firearm discharge	32	41%
Hanging, strangulation, suffocation	8	10%
Maltreatment, neglect	1	1%
Sharp object	19	24%
Other or unknown means	12	15%
Total	79	100%

Source: Causes of Death register, Health Monitoring Unit, 2004-2010

Figure 14: Fatalities through interpersonal violence by means of assault, Cyprus (2004-2010)

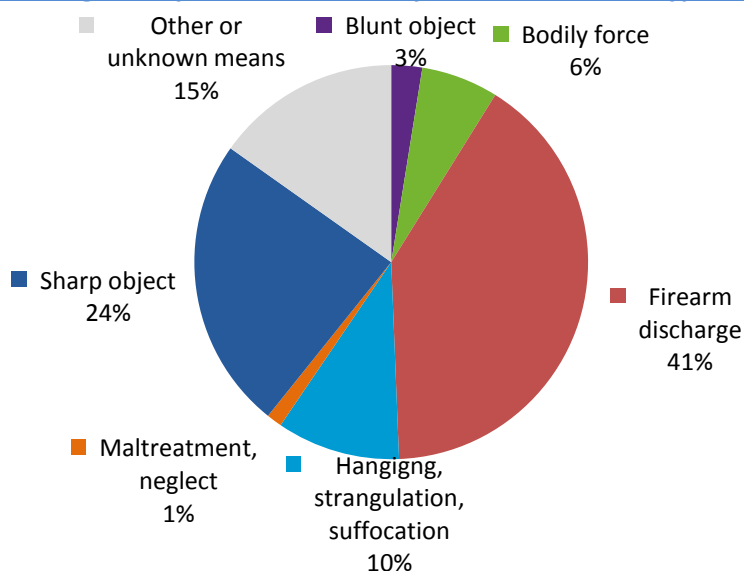
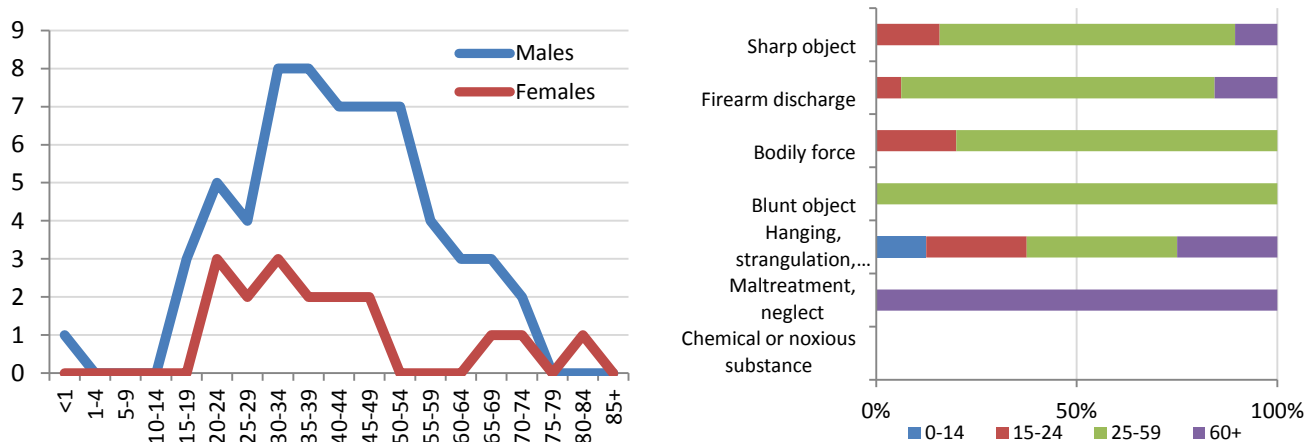


Figure 14: Fatalities through interpersonal violence by means of assault, sex and age group, Cyprus (2004-2010)



Non-fatal injuries through interpersonal violence by context of assault, sex and age group of victim, Cyprus (2006-2011)

Context of assault	Number of injuries	%
Violent dispute	445	82%
Illegal acquisition	13	2%
Drug-related incident	43	8%
Sexual assault	10	2%
Other criminal activity	21	4%
Gang-related incident	9	2%
Total	541	100%

Source: Injury Database, Accidents and Emergency Department (Nicosia General Hospital and Ammochostos General Hospital), HMU, 2006-2011

Figure 15: Non-fatal injuries through interpersonal violence by context of assault, Cyprus (2006-2011)

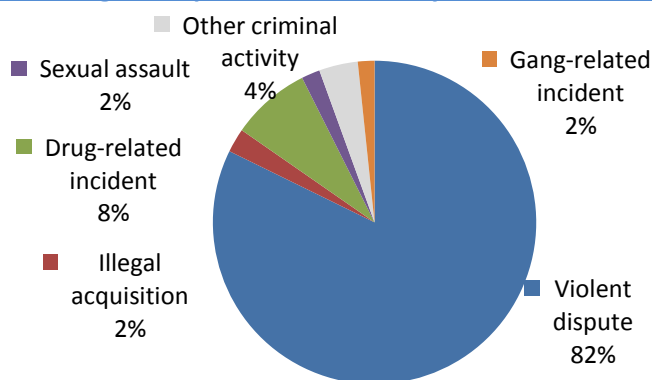


Figure 15: Non-fatal injuries through interpersonal violence by context of assault, by age group of victim, Cyprus (2006-2011)

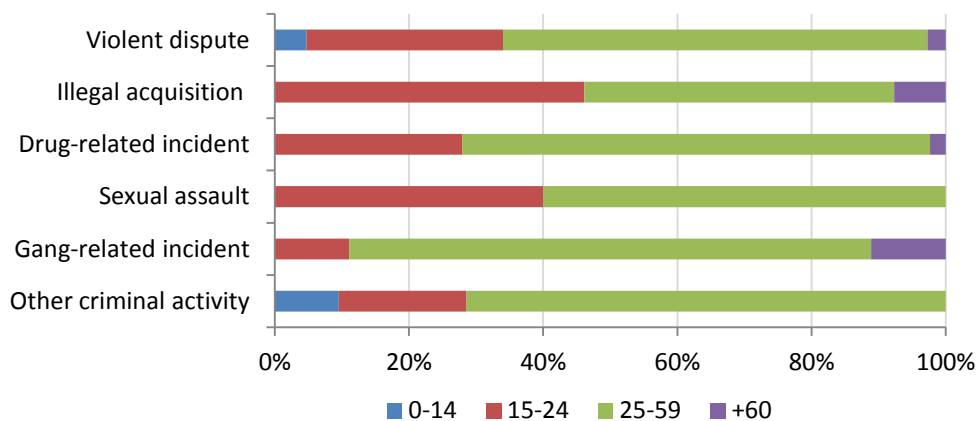


Figure 15: Non-fatal injuries through interpersonal violence by context of assault, by sex, Cyprus (2006-2011)



Hotspot Suicide and Self-Harm

Suicides by means of self-harm, Cyprus (2004-2010)

Means of self-harm	ICD-10	Number of deaths	%
Sharp object	X78	3	2%
Jumping or lying before moving object	X81-X82	0	0%
Drowning and submersion	X71	1	1%
Jumping from a high place	X80	27	16%
Firearm discharge	X72-X75	31	19%
Intentional self-poisoning	X60-X69	36	22%
Hanging strangulation and suffocation	X70	58	35%
Other and unknown means	X76-X77, X79, X83-X84, Y870	8	5%
Total		164	100%

Source: Causes of Death register, Health Monitoring Unit, 2004-2010

Figure16: Suicides by means of self-harm, Cyprus (2004-2010)

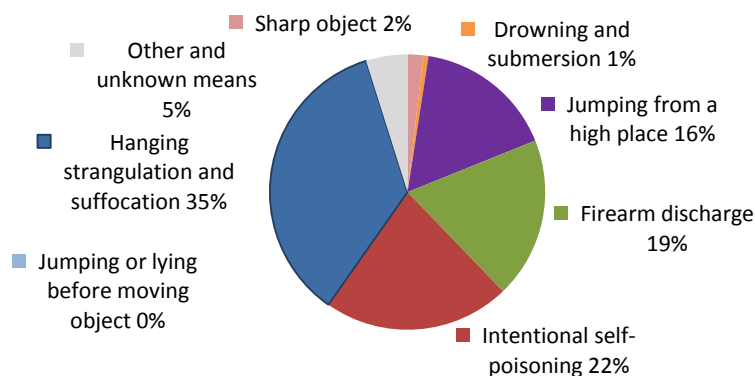


Figure16: Suicides by means of self-harm, by sex and age group, Cyprus (2004-2010)

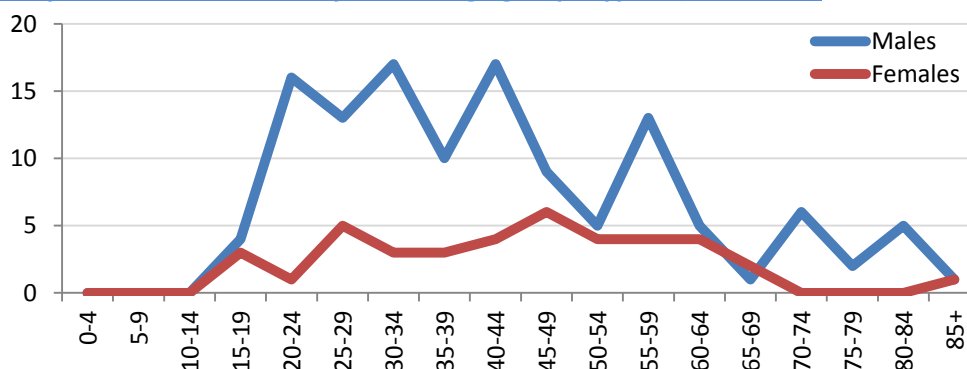
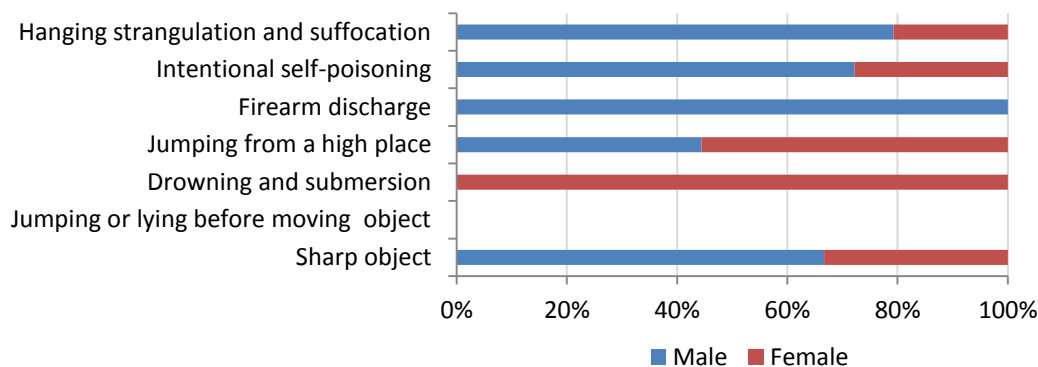


Figure16: Suicides by means of self-harm, by sex, Cyprus (2004-2010)



Non-fatal injuries through self-harm by risk factor, Cyprus (2006-2011)

Risk factor	Number of injuries	%
Unspecified proximal risk factor	5	14%
Psychological/psychiatric condition	20	54%
Conflict in relationship with family member, partner, or friend	6	16%
Other specified proximal risk factor	5	14%
Legal system encounters	1	3%
Total	37	100%

Source: Injury Database, Accidents and Emergency Department (Nicosia General Hospital and Ammochostos General Hospital), HMU, 2006-2011

Figure 17: Non-fatal injuries through self-harm by risk factor, Cyprus (2006-2011)

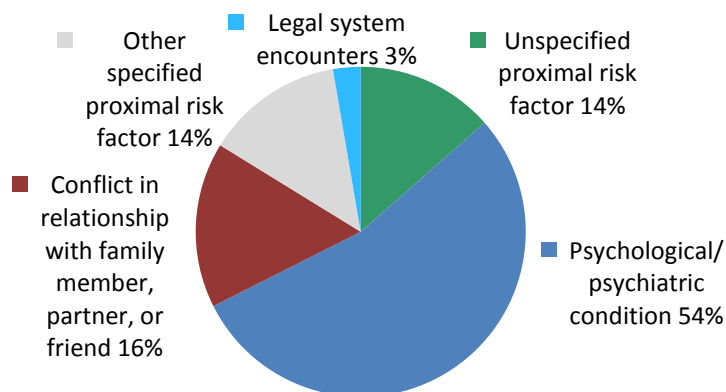


Figure 17: Non-fatal injuries through self-harm by risk factor, by mechanism of injury and by sex, Cyprus (2006-2011)

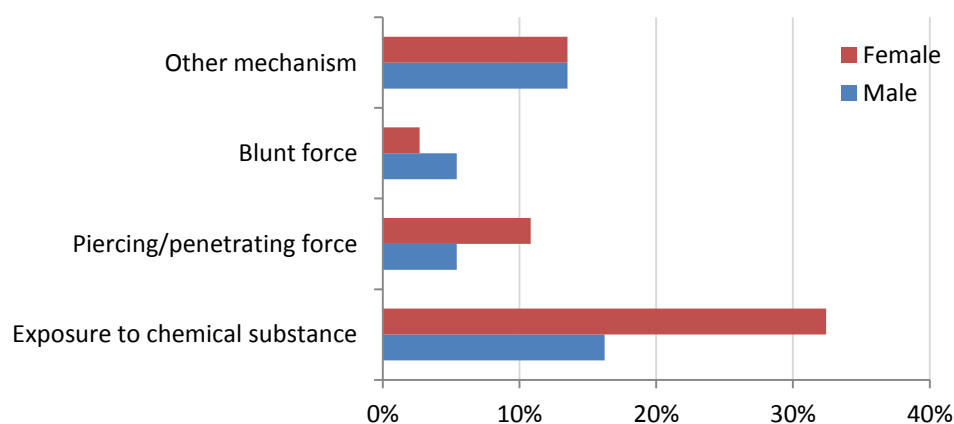


Figure 17: Non-fatal injuries through self-harm by risk factor, by sex and age group, Cyprus (2006-2011)

